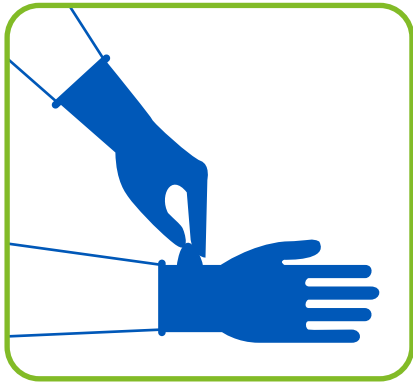


# How to Safely Remove PPE

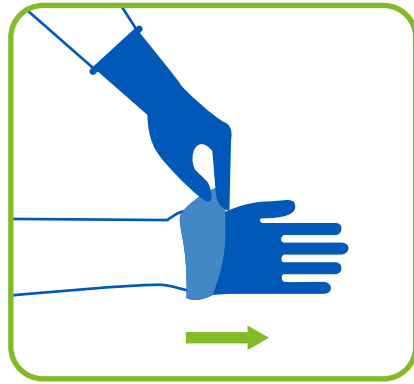
The **World Health Organization** states that **face masks, gloves and paper tissues** should be hygienically disposed of using a **closed bin**.

Please follow this sequence for removing PPE:

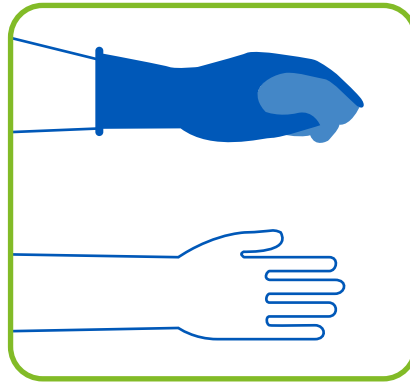
## Glove Removal



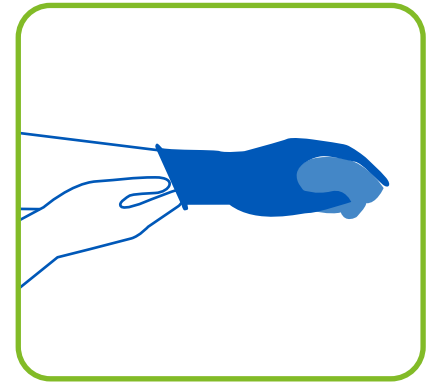
Pinch one glove at the wrist level to remove it, without touching the skin



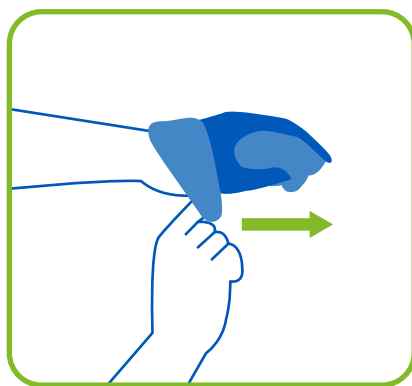
Peel the glove away from your hand, thus allowing the glove to turn inside-out



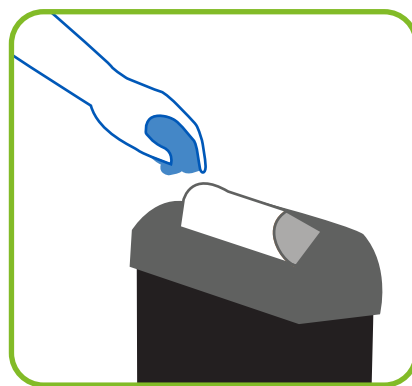
Hold the inside-out glove in the other hand



Slide your fingers under the wrist of the other glove



Peel the glove away from your body, turn it inside-out, leave the first glove inside the second



Dispose of the gloves safely in the bin provided



Wash your hands

## Mask removal



Handle by ear-loops, as front of mask is dirty. Remove from face, in a downward direction, using ear-loops



Discard mask in the disposal bin provided



Wash your hands

**Your well-being is important to us.  
Stop the spread!**



800.643.6922 | [citronhygiene.com](http://citronhygiene.com)

**citron**<sup>™</sup>  
HYGIENE  
*Building healthy spaces*<sup>™</sup>